

EXTERNAL ASSESSMENT SAMPLE TASKS
POLISH

BREAKTHROUGH

Asset Languages

External Assessment Sample Tasks Breakthrough Stage Listening and Reading

Polish

Contents	Page
Introduction	2
Listening Sample Tasks	3
Tapescripts	5
Listening – Answer Key	9
Reading Sample Tasks	10
Reading – Answer Key	12

LISTENING SAMPLE PAPER

In this booklet, two sample tasks are provided for each of the skills of:

- Listening
- Reading

The two Listening and Reading Polish sample tasks in this booklet have been produced to give you a better idea of the style of Asset Languages Breakthrough Stage External Assessment. These tasks are based on the sample external assessment materials in English on the website. Asset Languages live tests will contain tasks of the same format as the tasks provided here.

For more information on the content of the Breakthrough external assessments, please refer to the Introductory Stage Guide which is available on the Asset Languages website. Language specifications are also available and these show the language purposes and functions that are in external tests for each language.

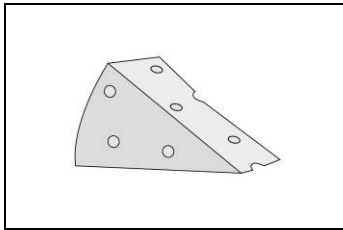
Asset Languages regularly receives feedback from centres and candidates as well as statistical information from candidates' live test responses. We take this information into account and, over time, tests may be adapted and new task types introduced.

LISTENING SAMPLE PAPER

Part 2

Questions 6-10

You will hear Paweł talking to Maria. Listen to their conversation and look at the pictures. What are they saying? Listen and choose what you hear. Choose five pictures only. Put a tick (✓) in the box. You will hear the whole conversation twice. Your answers can appear in any order on the answer sheet.



A




B




C



D




E



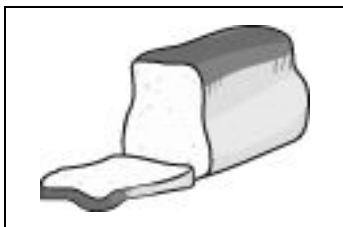
F



G



H



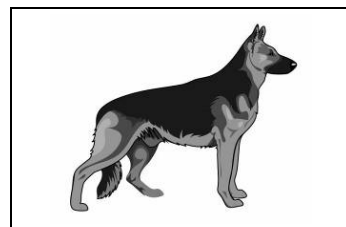
I



J



K



L

LISTENING SAMPLE PAPER

Part 3

Questions 11-15

You will hear Natalia talking about her plans. Look at the pictures. What is Natalia doing this week?

Listen and choose the correct picture for each day. Write a letter (A-F) in the box. There is one extra picture you do not need to use. You will hear the whole conversation twice.

- 11 Monday
- 12 Tuesday
- 13 Wednesday
- 14 Thursday
- 15 Friday



A




B




C



D



E



F

LISTENING SAMPLE PAPER

R This is the OCR Asset Languages Polish Sample Breakthrough Listening test, Secondary/Post-16 context.

There are five parts to the test. You will hear each part twice. For each part of the test, there will be time for you to look through the questions, and time for you to check your answers.

Write your answers on the question paper. You will have five minutes at the end of the test to copy your answers onto the answer sheet.

The recording will now be stopped.

Please ask any questions now, because you must not speak during the test.

PAUSE 00'03''

R Part Two.
You will hear Paweł talking to Maria. Listen to their conversation and look at the pictures. What are they saying? Listen and choose what you hear. Choose five pictures only. Put a tick in the box. You will hear the whole conversation twice.

[REPEAT FROM HERE]

PAUSE 00'03''

R Six.

M Na drugie śniadanie są kanapki.

F Dobrze.

M Musimy teraz kupić chleb na kolację.

PAUSE 00'03''

R Seven.

M Dzisiaj jest zimno.

F Tak, wezmę płaszcz.

M To dobry pomysł.

PAUSE 00'03''

R Eight.

M Czym jedziemy?

F Pociągiem

M W takim razie kupię bilety.

F Świetnie.

PAUSE 00'03''

LISTENING – TAPESCRIPTS

- R Nine.
- F Czy jest tu blisko poczta?
- M Dlaczego pytasz?
- F Chcę wysłać pocztówkę.

PAUSE 00'03''

- R Ten.
- F Która godzina?
- M Masz swój zegarek!
- F Tak, ale nie chodzi.
- M Musisz kupić sobie nowy!

PAUSE 00'03''

- R Now listen again.

[REPEAT PART TWO]

PAUSE 00'03''

- R That is the end of Part Two.

PAUSE 00'05''

LISTENING – TAPESCRIPTS

R Part Three.
You will hear Natalia talking about her plans. Look at the pictures. What is Natalia doing this week? Listen and choose the correct picture for each day. Write a letter, A to F, in the box. There is one extra picture you do not need to use. You will hear the whole conversation twice.

[REPEAT FROM HERE]

PAUSE 00'03''

R Eleven.

M Natalia, co robisz w poniedziałek?

F Idę do kina.

M Tak. A co teraz grają?

PAUSE 00'06''

R Twelve.

M A we wtorek?

F Idę tańczyć.

M Czy idziesz do tego nowego klubu?

F Tak, lubię tam chodzić.

PAUSE 00'06''

R Thirteen.

M A w środę?

F Idę po zakupy. Chcę kupić nowe ubranie.

M Rzeczywiście, sklepy są otwarte do późna.

PAUSE 00'06''

R Fourteen.

M A co robisz w czwartek?

F Idę na lekcje malowania. Maluję obraz dla mojej babci.

PAUSE 00'06''

R Fifteen.

M A w piątek?

F Idę na koncert.

M Kto będzie grać?

F Nowy zespół muzyczny z naszego miasta.

LISTENING – TAPESCRIPTS

PAUSE 00'06''

R Now listen again.

[REPEAT PART THREE WITH 00'03'' PAUSES]

PAUSE 00'03''

R That is the end of Part Three.

PAUSE 00'05''

LISTENING – ANSWER KEY

Answer Key

Part 2	
6	I
7	G
8	H
9	B
10	J
Part 3	
11	E
12	D
13	B
14	F
15	C

Questions 6-10

You are going to answer some questions about a young girl. Complete the questions by choosing an answer (A-F) and mark it on the separate answer sheet. There is one letter you do not need to use.

A school day	
<p>6 <i>Jak masz na imię?</i> <input style="margin-left: 20px;" type="checkbox"/></p>	<p><i>A płatki kukurydziane</i></p>
<p>7 <i>Gdzie mieszkasz?</i> <input style="margin-left: 20px;" type="checkbox"/></p>	<p><i>B samochodem</i></p>
<p>8 <i>O której godzinie wstajesz?</i> <input style="margin-left: 20px;" type="checkbox"/></p>	<p><i>C Maria</i></p>
<p>9 <i>Co jesz na śniadanie?</i> <input style="margin-left: 20px;" type="checkbox"/></p>	<p><i>D o wpół do ósmej</i></p>
<p>10 <i>Czym jeździsz do szkoły?</i> <input style="margin-left: 20px;" type="checkbox"/></p>	<p><i>E pływanie</i></p>
	<p><i>F w centrum miasta</i></p>

Part 5

Questions 21–25

Read about Bartek, Szymon and Leszek.

Answer the questions by marking a letter, A, B or C, on the separate answer sheet.

A

Bartek

Bartek ma trzynaście lat. Ma krótkie ciemne włosy. Mieszka w małym domu. W swoim pokoju ma telewizor. W szkole najbardziej lubi matematykę.

B

Szymon

Szymon ma czternaście lat. Ma krótkie czarne włosy. Mieszka w mieszkaniu. W swoim pokoju ma komputer i odtwarzacz płyt CD. W szkole najbardziej lubi lekcje rysowania i malowania.

C

Leszek

Leszek ma trzynaście lat. Ma długie czarne włosy. Mieszka ze swoim ojcem w dużym domu. W swoim pokoju ma komputer. W szkole najbardziej lubi angielski.

- | | | |
|----|-----------------------------------|--------------------------|
| 21 | Who is 14 years old? | <input type="checkbox"/> |
| 22 | Who has long hair? | <input type="checkbox"/> |
| 23 | Who lives in a big house? | <input type="checkbox"/> |
| 24 | Who has a television in his room? | <input type="checkbox"/> |
| 25 | Who likes art? | <input type="checkbox"/> |

READING – ANSWER KEY

Answer Key

Part 2	
6	C
7	F
8	D
9	A
10	B
Part 5	
21	B
22	C
23	C
24	A
25	B